


RAZOR•S

Ultra Thin Square Recessed LED Downlight

RZR-630

SPECIFICATION SHEET



SPECIFICATIONS



Light Unit

Aluminum Die cast with powder paint coat preventing discoloring and rusting.

Optics

EDGE-lit LED technology uses light guided plate to distribute light. A polycarbonate lens is used to provide even illumination throughout the installation. The regressed design offers an anti-glare feature.

Electrical & Phase Control

Easily connected to a 120V power supply via provided UL recognized driver. Dimming down to 10% with most standard LED dimmers (see list of approved dimmers). Ambient operating temperature: -40°C (-40°F) to +40°C (+104°F). IC, WET Location and AIR-TIGHT rated. Phase Control: Forward Phase. Certifications: This product is ETL listed in USA & Canada, certified to UL standard 1598 and CSA standard C22.2 No. 250.0-08

Wiring

Plenum rated cable used to connect light unit and junction box.

Junction Box

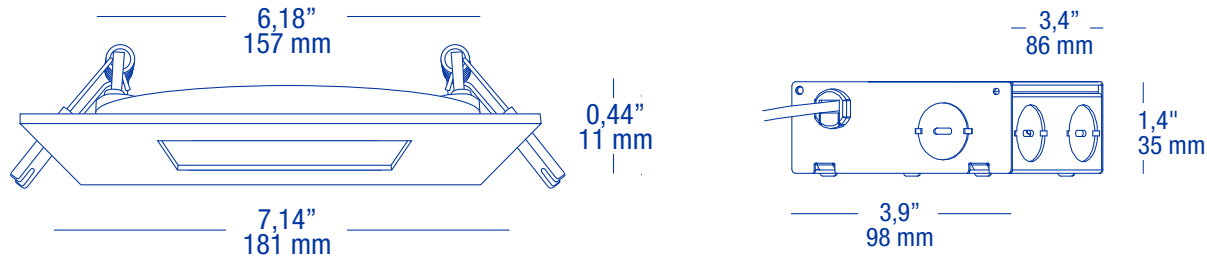
Aluminum extrusion, with knockouts located at the end and 2 sides. Wiring compartment allows for (8) 12 gauge (AWG) or (10) 14 gauge (AWG) insulated conductors. Connection to one (1) downstream unit is permitted within the junction box compartment. The compartment satisfies junction box volume requirements of CSA C22.2 No. 250.0/UL 1598.

Installation

Ideal for shallow ceiling installations with no housing required. Steel spring clip for easy installation and suitable in t-grid and drop ceiling applications.

Selectable color temperature	27K/3K/35K/4K/5K
Lumen output	1070 lumens
Beam angle	107°
CRI	90+
Wattage	13 watts
Dimmable	Yes
Cutting hole	6.33" (160.8mm)
Mounting plate	AMP600-L MPHB425-600
Wire cable	FT4 rated
LED life	50,000 hours
Warranty	5 years
Driver (special order)	120-277V 0-10V dimming

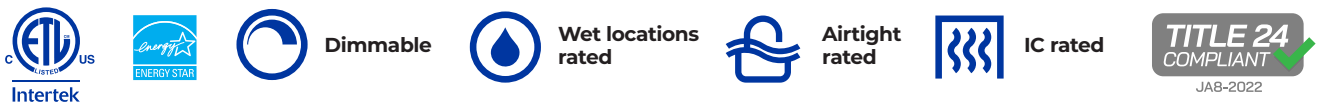
DIMENSIONS



APPLICATIONS

This latest CCT (Correlated Color Temperature) technology is offered in a low-profile design. It features five (5) color temperatures 27K, 3K, 35K, 4K & 5K to select from. The color temperature selector is located on the light unit, which allows for color selection to be made at final install stage. It is IC and AIR-TIGHT rated and allows installation in almost any location, even directly under a ceiling joist. Whether it is a Remodel or New Constuction installation, this unit is well suited for indoor / outdoor residential, hospitality, commercial and multifamily applications.

RATINGS & CERTIFICATIONS



ORDERING GUIDE

Series	Color Temperature	CRI	Wattage	Finish	Title 24 (optional)
RZR-630	2700K/3000/3500K/4000K/5000K	90+	13W	WH White	T24
	2700K/3000/3500K/4000K/5000K	90+	13W	BK Black	T24

Note: Configure product using **BOLD** options. Ex.: **RZR-630-WH-T24**

For 120-277V (0-10V dimming) applications	Multi-Volt description	Dimming
RZR-277V-9/13W	120-277V Driver	0-10V

Note: Order driver model above (sold separately)

ACCESSORIES

**Adjustable mounting plate**

Versatile adjustable mounting plate allows for installation of all models of NDR Lighting recessed lighting products. Refer to our mounting plate compatibility chart to ensure the proper mounting plate is selected.

**Universal mounting plate with adjustable hanger bars**

This multi-size adjustable mounting plate allows for installation of all models of NDR Lighting recessed lighting products. Refer to our mounting plate compatibility chart to ensure the proper mounting plate is selected.

**Vapour barrier**

This vapour barrier unit may be used with all NDR Lighting recessed lighting products. It is designed to prevent air leakage from your living space into the attic, or any insulated spaces.

**Remodel vapour barrier**

The remodel vapour barrier unit may be used with all NDR Lighting remodel housings. It is designed to prevent air leakage from your living space into the attic, or any insulated spaces.

**Razor cables**

These connecting cables are for use with the NDR Lighting Razor Series. These cables allow for greater flexibility in designing custom layout needs.

**Goof rings**

This goof ring is used when the ceiling hole is wider than the retrofit light unit being installed. Refer to our goof ring compatibility chart to ensure the proper goof ring is selected.