


THE LIGHTING BOOK





NDR[™]
LIGHTING



Dear valued partner and customer,

if any of our products does not meet, or even exceed your quality expectations in any way, please reach out to me personally at :

dplanche@ndrlighting.com

OUR QUALITY PLEDGE



Don Planche
President
NDR Lighting

BUILT WITH YOU IN MIND

PRODUCTS DESIGNED FOR THE ELECTRICIAN

At **NDR Lighting**, each of the products we create and launch is built with the installing electrician at the center of every decision.

Our entire lineup of LED lighting fixtures offer unparalleled quality, from materials selection to assembly craftsmanship, from their real-world innovative use cases to their scalable, time-saving installation process.

We proudly stand behind our lighting solutions offering and are convinced that you will instantly recognize the value it can bring to you and your business.

Ask your local **NDR Lighting distributor** about our reputation on the market and they will endorse our mission statement that we **build with you in mind.**

- 
-  Industry-leading quality
 -  Innovative product designs
 -  Optimized for ease of installation



Offering proven service, innovation & reliability

NDR Lighting has been manufacturing innovative lighting products for over a decade. We strive to deliver quality, performance, and designs that surpass options currently available in the North American market. Our wide range of products and exceptional customer service help us stay ahead of the competition.

We invite you to browse through our various collections and discover new and exciting lighting ideas to brighten up your day.

RECESSED LIGHTING 10

WRAPS & LINEARS 56

VAPOR TIGHTS 64

FLUSH MOUNTS 72

TAPE LIGHTS 80

UNDER CABINETS 102

OUTDOOR SECURITY 108

RECESSED LIGHTING

A COMPLETE RANGE OF LIGHTING SOLUTIONS

No matter the room or application, NDR Lighting's recessed lighting collections have what you're looking for. Our recessed downlight assortment, with new and innovative LED products, will complement any architectural lighting design for a home or commercial installation.

Our recessed or downlight collections range from 2" to 10" in diameter. With the introduction of LED recessed lighting technology, the installs are no longer limited to a specific housing or "can". LED recessed ceiling lights may be installed in a non-insulated or insulated environment, generally requiring no additional accessories or special boxes.

Our looks and designs are sure to enhance any room or building.



RAZOR

LED | ULTRA THIN RECESSED DOWNLIGHT

NDR FLAGSHIP SERIES

THE REIGNING KING OF THE GAME.

For years now, our Razor Series has been copied and imitated, but its success was never truly replicated.

Among the first ultra thin die-cast recessed LED downlights, the Razor is our crown jewel and our flagship series.

Offering many size and finish options, it is the clear "no-brainer" for any building or renovation project.



OVERVIEW

The Razor series' ultra-slim design is perfect for any small space and allows for flexible installation, particularly in confined areas or when facing constraints such as beams, ceiling joists or air ducts.

- Largest assortment of shapes, sizes, finishes and color temperatures
- Widest range of compatible LED dimming options
- Designed for both forward-phase and reverse-phase dimmers at 120V
- Available with 0-10V dimming at 120-277V

FEATURES

Selectable CCT

5-CCT : 27K, 3K, 35K, 4K & 5K, available in all styles

4 Finishes

White, black, satin chrome and bronze

Ratings & Certifications

IC rated
Wet location rated
Airtight rated ASTM E283-04
ETL certified for USA and Canada
Fire rated FT4/FT6 wires (UL 2464)

Warranty & LED Life

5-year warranty and a 50,000-hour LED life

Easy Installation

Each unit includes a junction box with driver, pressure-fit spring clips and *Quick Connect* wire connectors for fast and easy installation. Heavy-duty mounting clips are designed for sturdy installation and prevent springs from falling off during installation. Large flange feature allows for compensation if hole cut-outs are done incorrectly.



ULTRA THIN RECESSED DOWNLIGHT | LED

The Razor flat design with low profile allows the light unit to slip under a joist. Whether a home or commercial application, its superior brightness and low power usage offer an ideal lighting solution.

FINISH



White



Black



Bronze**



Satin chrome**



SIZES & MODELS

3"

575 LUMENS
RZR-300

4"*

830 LUMENS
RZR-400

5"*

905 LUMENS
RZR-500

6"*

1070 LUMENS
RZR-600

8"*

1480 LUMENS
RZR-800

COLOR TEMPERATURES



27K•3K•35K•4K•5K
SELECTABLE

* Model available in a **120-277V** option (0-10V dim)
** White & black finishes available in all sizes
Bronze & satin chrome finishes available in 4" & 6"



Wet locations



Dimmable



IC rated



Airtight rated



TITLE 24
COMPLIANT



ETL
Intertek



ENERGY STAR

RAZOR•R

LED | LOW PROFILE REGRESSED RECESSED DOWNLIGHT

FINISH



The Razor-R series takes illumination to the next level, featuring a design and look that create a wash of light to flow throughout, with minimal hot spots on the ceiling. This improved Razor-R provides higher performance resulting in greater lumen output, while increasing the lumen per watt efficiency. Wet location rated.

SIZES & MODELS

4"* 900 LUMENS RZR-411	5"* 905 LUMENS RZR-511	6"* 1120 LUMENS RZR-611
-------------------------------------	-------------------------------------	--------------------------------------

COLOR TEMPERATURES



27K•3K•35K•4K•5K
SELECTABLE




* Model available in a 120-277V option (0-10V dim)



RAZOR•S

ULTRA THIN RECESSED SQUARE DOWNLIGHT | LED

FINISH



The contemporary looking Razor-S series has all the benefits of the original Razor. The square design enables unlimited design applications, using cutting-edge installation techniques. All Razor-S units are wet rated and offer a round back feature, making hole cut-outs much easier and quicker than the standard square back versions.

This product has the added feature of being able to slip under a joist for installation.

SIZES & MODELS

4"* 830 LUMENS RZR-430	6"* 1070 LUMENS RZR-630
-------------------------------------	--------------------------------------

COLOR TEMPERATURES



27K•3K•35K•4K•5K
SELECTABLE



* Available in a 120-277V option (0-10V dim)



RAZOR-G

LED | LOW PROFILE GIMBAL RECESSED DOWNLIGHT

FINISH



White



Black

The Razor-G series improves on the original concept by being able to direct the light output where needed. This unit is wet rated and is perfect for highlighting specific needs, such as a sloped ceiling application.



SIZES & MODELS

4"

830 LUMENS
RZR-421

6"

1070 LUMENS
RZR-621

COLOR TEMPERATURES



27K•3K•35K•4K•5K*
SELECTABLE



* Available in a 120-277V option (0-10V dim)



Wet locations



Dimmable



IC rated



Airtight rated



TITLE 24
COMPLIANT



ETL
Intertek



ENERGY STAR

RAZOR COMPONENTS


VERSATILE PARTS FOR EASY INSTALLATION



A Junction Box

Quick Connect wire connectors for a quick wire connection

Standard 120V dimmable driver; optional 120-277V drivers available as special order (0-10V dim)



B Tunable Switch on 5-CCT Models

CCT switch located conveniently on the back side of light units and allows for color selection to be made at the final stage of installation

The Razor and Razor-S design has the added feature of being able to slip under a joist for installation

C Spring Clips & Flanges

Heavy-duty mounting clips are designed for sturdy installation and prevent springs from falling off during installation

Large flange feature allows for compensation if hole cut-outs are done incorrectly


D Mounting Plates with Hanger Bars

Recommended for new construction or suspended ceiling applications

RETRO

LED | RETROFIT RAZOR RECESSED DOWNLIGHT

FINISH



White

Black

SIZES & MODELS

4"

810 LUMENS
RZR-RETRO-440

6"

1055 LUMENS
RZR-RETRO-640

COLOR TEMPERATURES



27K•3K•4K
SELECTABLE



E26 Med base
adaptor included
(4" & 6")



GU10 adaptor
included
(4" only)



The Retro is meant to replicate the exact look of a 6" Razor (flat design) for renovation projects where a can light is replaced by an LED light without having to remove the existing installation.

RETRO

RETROFIT RAZOR RECESSED DOWNLIGHT | LED



A
Razor lookalike
Identical aesthetics to
the Razor Series 6"
(flat design)

B
Die-cast
Strong aluminum
die-cast trim/heatsink
design

C
Spring Clips
Spring steel clips
that fit most 6"
and 6.5" housings

D
E26 Adaptor
E26 MED base
screw adaptor



FINISH



White, black (flat)

White (recessed)

SIZES & MODELS

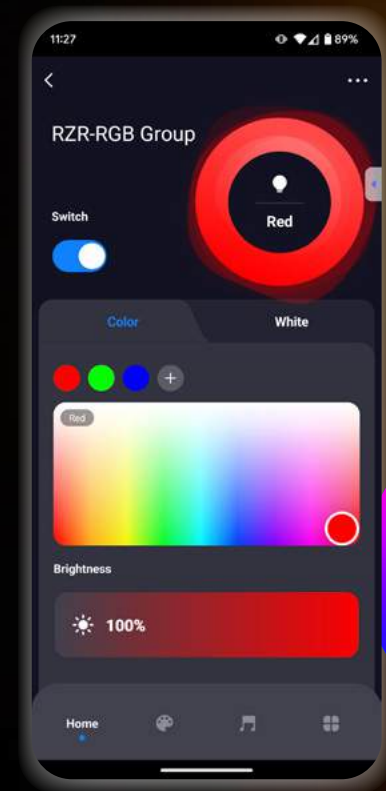
4" 700 LUMENS RZR-RGB-400	4" 900 LUMENS RZR-RGB-411	6" 1000 LUMENS RZR-RGB-600	6" 1150 LUMENS RZR-RGB-611
--	--	---	---

The Razor family continues to grow and this time it's better than ever. The new SMART RGB+CCT Razors offer a recessed LED downlight with the highest quality and light performance featuring all the RGB colors AND white color selectable ranging from 2700K through 6500K, you can achieve over 16 million+ different colors.

Offered in a 4" or 6" sizes with a flat or recessed trim style, high CRI 90+ rating, wet location rating and it's full range dimmability, they are sure to fit any of your installation needs.

Diecast Aluminium

Full RGB spectrum
Achieve 16 million+ different RGB colors



Compatible with the free Smart Life smartphone app

Paired with the Smart Life app you have a multitude of lighting setups with a list of preset scenes and full voice control for hands free tuning.

For more automation options, take full advantage of the Circadian Rhythm feature to have automatic color tuning throughout the day from morning till night or create a schedule that perfectly suits your lifestyle.

Tuneable White functionality
Selectable white from 2700K through 6500K



Circadian Rhythm functionality
Automatic color tuning from morning to night



RAZOR•FR

LED | FIRE RATED DOWNLIGHT

FIRE RATED

THINK WITHOUT THE BOX.



Our patented Fire Rated Razor series doesn't need an additional metal box.

You save on installation time *and* you save on materials. What's not to like?

Ultra thin or regressed, 4-inch or 6-inch, NDR's Fire Rated Razor Series has you covered.



JAB-2022

CERTIFIED UL263, ASTM E119, CAN/ULC S101



OVERVIEW

The Razor Fire Rated series comes with a **Certified 2-Hour and 1-Hour Fire Rating** and a trademark **Fire Safe™** back plate which provides a reinforced and heat-resistant steel casing. This unique design and technology has been patented and offers an affordable solution in applications that require up to a 2-hour fire rating.

In conjunction with fire rating building codes for ceiling materials (example: type-X gypsum), no additional accessories are needed. Simply cut the correct hole diameter, wire the junction box, and then install the light unit. Installation is complete!

FEATURES

Selectable CCT

27K, 3K, 35K, 4K & 5K, available in all styles

1 Finish

White

Ratings & Certifications

2HR Fire rating - UL L505

1HR Fire rating - UL L501

CERTIFIED :

UL 263, ASTM E119, CAN ULC S101

IC rated

Wet location rated

Airtight rated ASTM E283-04

ETL certified for USA and Canada

Fire rated FT6 wires (CL2P)

Warranty & LED lifetime

5-year warranty and a 50,000-hour LED life

Easy installation

Each unit includes a junction box with a **commercial-grade driver**, pressure-fit spring clips and *Quick Connect* wire connectors for fast and easy installation.

Heavy duty commercial-grade steel spring clips

designed to withstand excessive heat and secure the Razor in place. The clips are designed for easy installation through one or two layers of gypsum.



FEATURES

Up to 2-Hour fire rated with **FIRE-SAFE™** technology providing a reinforced and heat resistant steel casing

Selectable color temperature: **27K, 3K, 35K, 4K & 5K**

Junction box with commercial-grade driver included

Easy installation – **NO ADDITIONAL BOX REQUIRED**

CRI >90



FINISH



SIZES & MODELS

4"
650 LUMENS
RZR-CCT-FR400

4"
800 LUMENS
RZR-CCT-FR411

6"
950 LUMENS
RZR-CCT-FR600

6"
1020 LUMENS
RZR-CCT-FR611

6"
1500 LUMENS
RZR-CCT-FR615

COLOR TEMPERATURES




27K·3K·35K·4K·5K
SELECTABLE

* Available in a **120-277V** option (0-10V dim)



CCT Switch



Wet locations



Dimmable



IC rated



Airtight rated



OVERVIEW

The Orbit series offers a high-performance LED recessed downlight designed with sleek lines for a contemporary look. The integrated COB technology offers low-energy, long lasting performance with outstanding light output up to 1700 lumens.

This collection is suitable for residential or commercial applications designed with a regressed LED light source providing an anti-glare lighting solution.

Its 36-degree focused beam angle and a 360-degree rotation will answer many lighting needs.

The body is constructed of die-cast aluminum for precise functionality and maximum heat dissipation. For quick and easy installation, the unit comes with pressure-fit spring clips and quick connect wire connectors. A dimmable 120V driver is included for residential applications. It is also available in a 277V (0-10V dimmable) driver for commercial applications that may require this format.

FEATURES

3 Selectable Color Temperatures

27K-3K-4K

4 Finishes

White, black, satin chrome and bronze

Focused Spot

True directional 36° beam with full 360° rotation and 27° gimbal angle

Industry Leading Performance

Stronger than traditional recessed & general LED downlights

Glare control

Standard regressed and deep regressed options

Ratings and Certifications

IC rated

Wet location rated

Airtight rated ASTM E283-04

ETL certified for USA and Canada

Fire rated FT6 wires (UL 2464)

Warranty & LED Life

5-year warranty and a 50,000-hour LED life

Easy Installation

Each unit includes a junction box with driver, pressure-fit spring clips and *Quick Connect* wire connectors for fast and easy installation


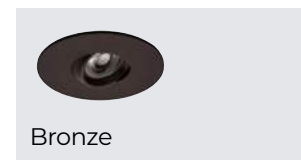




HIGH PERFORMANCE RECESSED DOWNLIGHT | LED

KEY FEATURES

Light output up to 1300 LM
 Regressed LED light source
 Round or square shapes
 High-end design
 36° focused spot with a 360° rotation
 CRI > 90
 Voltage: 120V, optional 120-277V (0-10V dim)

FINISH



ROUND MODEL SIZES

2"

700 LUMENS
OB200

3"

800 LUMENS
OB300

4"

800 LUMENS
OB400

6"

1300 LUMENS
OB600

SQUARE MODEL SIZES

3"

800 LUMENS
OB330

4"

800 LUMENS
OB430

COLOR TEMPERATURES



27K·3K·4K
SELECTABLE

PATENTED TECHNOLOGY

Diecast Aluminium



Wet locations



Dimmable



IC rated



Airtight rated




ORBIT•R

LED | HIGH PERFORMANCE REGRESSED RECESSED DOWNLIGHT

FEATURES



White



Black

This collection has taken all the features of our traditional Orbit series and combined it with **deep regressed design**. The deep regressed design puts the light unit even further back into the fixture than our traditional Orbit series, thus eliminating all possible light glare. Whether it be a remodel or new construction application, the Orbit-R series will bring a high-end look at an affordable price to any project.

SIZES & MODELS

4"

800 LUMENS
OB410

6"

1700 LUMENS
OB610

COLOR TEMPERATURES



27K•3K•4K
SELECTABLE

KEY FEATURES

Light output up to 1700 LM
Deep regressed LED light source
High-end design with glare control feature
36° focused spot with a 360° rotation
CRI > 90
6" model has a compact body design to allow installations into a 5" or 6" hole size
Voltage: 120V, optional 120-277V (0-10V dim)

PATENTED TECHNOLOGY



VOTED #1
INDUSTRY
LEADING LUMEN
OUTPUT OF
1700
LUMENS




Diecast Aluminium




ORBIT•B

STEPPED BAFFLE RECESSED DOWNLIGHT | LED

FINISH



White



Black

The Orbit-B is a regressed downlight with an elegant stepped baffled cone. Its fixed lens throws a rich and narrow light beam that cranks out up to 800 lumens. Offered in either white or black finish, it's sure to bring a subtle and timeless look to any room where it's installed.

SIZES & MODELS

2"

700 LUMENS
OB214-CCT27

4"

800 LUMENS
OB414-CCT27

COLOR TEMPERATURES



27K•3K•4K
SELECTABLE



KEY FEATURES

Light output up to 800 LM
Regressed LED light source
Elegant stepped baffle cone
Selectable color temperature : 27K, 3K & 4K
CRI >90
Voltage: 120V, optional 120-277V (0-10V dim)



Diecast Aluminium



ORBIT COMPONENTS

VERSATILE PARTS FOR EASY INSTALLATION



A Mounting Plates with Hanger Bars

Recommended for new construction or suspended ceiling applications



B Spring Clips & Flanges

Heavy-duty mounting clips are designed for sturdy installation and prevent springs from falling off during installation

Large flange feature allows for compensation if hole cut-outs are done incorrectly



C Junction Box

Quick Connect wire connectors for a quick wire connection

Standard 120V dimmable driver; optional 120-277V drivers available as special order (0-10V dim)



MULTIPLATES

MULTIPLE PLATES FOR ORBIT PRODUCT SERIES

FINISH



KEY FEATURES

Easily converts single position directional Orbit into a recessed multiple

Modern & contemporary style linear gimbal recessed fixture

SIZE & MODELS

2X2"

2 ORBITS 2"
OB200MFP-2WH

3X2"

3 ORBITS 2"
OB200MFP-3WH

2X3"

2 ORBITS 3"
OB300MFP-2WH

3X3"

3 ORBITS 3"
OB300MFP-3WH



* Orbit LED downlights not included.



CLASSIC COLLECTION

LED | NDR RIDGE & EDGE DOWNLIGHTS

TIMELESS LOOK MEETS FUTURE TECH.



We're proudly bringing back two acclaimed classics with a definitive retro look, but make no mistake : under the hood, you will still find our high quality, signature third millennium LED technology.

The Ridge is a stepped baffle classic design and the Edge is a new and improved favourite packing a 1100 lumens punch.

Lighting is getting its groove back. The all-new Ridge Series is NDR's effort to bring back the timeless stepped baffle design of old and upgrade it to our industry-leading, state-of-the-art LED technology.

For residential or commercial projects, or for anything in between, the Ridge is sure to create an inviting space with a hint of a retro vibe.

Built with a die-cast aluminum housing, this flood beam LED downlight installs like a breeze and offers an anti-glare deep regressed design that's very easy on the eyes.

With all of these killer features, opting for the Ridge is the easiest decision you will ever make, leaving you time to choose from its many CCT, size and finish possible combinations.

FEATURES

Selectable CCT

27K, 3K & 4K available in all styles

2 Finishes

White and black

Die-cast

Superior Construction from Die-cast Aluminum

Anti-Glare

Anti-glare 1.25" (4") and 1.5" (6") Classic Stepped Baffle Design

High Color Rendering

Color Rendering Index (CRI) above 90

Warranty & LED Life

5-year warranty and a 50,000-hour LED life

Easy Installation

Each unit includes a junction box with driver, pressure-fit spring clips and *Quick Connect* wire connectors for fast and easy installation



KEY FEATURES

- Light output up to 1000 LM
- Deep regressed LED light source
- Classic stepped baffle design
- Selectable color temperature: 27K-3K-4K
- 90 CRI
- Voltage: 120V, optional 120-277V (0-10V dim)

FINISH



SIZES & MODELS

4"

750 LUMENS
RID-CCT27-414

6"

1000 LUMENS
RID-CCT27-614

COLOR TEMPERATURES



27K•3K•4K
SELECTABLE



Diecast Aluminium



OVERVIEW

Using state-of-the-art technology, the Edge was designed with performance in mind and allows for quick installation in both residential and commercial applications. Its superior brightness and low power usage offer an ideal lighting solution.

Integrated COB (chip on board) technology offers low-energy, long lasting performance with outstanding light output.

FEATURES

Selectable CCT

3-CCT: 27K, 3K & 4K

2 Finishes

White & black

High Performance

Outstanding performance up to 1100 lumens

360° Directional

Once installed, you can simply swivel The inner gimbal 360 degrees to aim your beam spread in the desired direction

Glare Control

The light source is regressed by more than 1.25 inches, eliminating any ceiling glare

Ratings & Certifications

Wet location rated
IC rated
Airtight rated ASTM E283-04
ETL certified for USA and Canada
Fire rated FT6 wires (UL 2464)

Warranty & Life

5-year warranty
50,000-hour LED life

Easy Installation

Each unit includes a junction box with driver, pressure-fit spring clips and *Quick Connect* wire connectors for fast and easy installation



HIGH PERFORMANCE RECESSED DOWNLIGHT | LED


KEY FEATURES

Traditional regressed eyeball design
Residential or commercial application
Regressed feature eliminates all possible glare
Voltage: 120V, optional 120-277V (0-10V dim)
38° focused spot with a 360° rotation
CRI >90

FINISH



White



Black

SIZES & MODELS

4"

1000 LUMENS*
EG400- CCT27
*based on 2700K

COLOR TEMPERATURES



27K•3K•4K
SELECTABLE



Wet locations



Dimmable



IC rated




Airtight rated



ETL Intertek

RIDGE COMPONENTS

VERSATILE PARTS FOR EASY INSTALLATION



A
Deep Stepped Baffle
Classic deep stepped baffle design from seamless one-piece die-cast aluminum construction

B
Junction Box
Quick Connect wire connectors for a quick wire connection
Standard 120V dimmable driver; optional 120-277V drivers available as special order (0-10V dim)

C
Mounting Plates with Hanger Bars
Recommended for new construction or suspended ceiling applications


EDGE COMPONENTS

VERSATILE PARTS FOR EASY INSTALLATION

A
Mounting Plates with Hanger Bars
Recommended for new construction or suspended ceiling applications

B
Junction Box
Quick Connect wire connectors for a quick wire connection
Standard 120V dimmable driver; with an optional 120-277V (0-10V dim)

C
Spring Clips & Flanges
Heavy-duty mounting clips are designed for sturdy installation and prevent springs from falling off during installation
Large flange feature allows for compensation if hole cut-outs are done incorrectly



TURTLE FRIENDLY

LED | COASTAL LIGHTING SOLUTION

WE ARE PROTECTING THE MOST VULNERABLE.

Every year, millions of sea turtles appear on our coasts to mate and lay their eggs. Exterior lighting can scare them and keep them away from the coast. Our brand new turtle-friendly collection was created to solve that problem.



TURTLE FRIENDLY

COASTAL LIGHTING SOLUTION | LED

KEY FEATURES

- Regressed design for anti-glare
- Shielded with full cut-off downward directed light
- Long-wavelength amber LEDs (>560nm)
- Will not disturb or disorient nesting sea turtles and their hatchlings
- Meets criteria for wildlife lighting
- Optional shielding accessories available for elevated installations



Shield accessory

Optional shielding accessories available for elevated installations



FINISH

RAZOR STYLE



White

RIDGE STYLE



White

SIZES & MODELS

4"

10W/150 LUMENS
RZR-441-WH

4"

12W/265 LUMENS
RID-441-WH

6"

12W/250 LUMENS
RZR-641-WH

6"

14W/355 LUMENS
RID-641-WH

COLOR TEMPERATURE

RAZOR STYLE
1400K

RIDGE STYLE
1500K



Diecast Aluminium



COASTAL HABITAT PROTECTION



Low lumen, long wavelength amber LEDs



Wet locations



Dimmable



IC rated



Airtight rated



Intertek

OVERVIEW

The Apex series has always delivered a high-performance LED light output and now it has only gotten better. Introducing the new Apex CCT series.

All the same high quality finish and performance that you are used to but now comes with 5-CCT selectable color options. The pressure-fit spring clips and integrated LED technology allows for an easy installation with low energy consumptions.

FEATURES

5 Selectable Color Temperatures

27K, 3K, 35K, 4K & 5K

2 Finishes

White finish with white reflector or white finish with chrome reflector

General Flood Reflector

High quality polycarbonate 80 degree reflector designed for maximum reflection efficiency
Deep regressed diffuser to eliminate the glare from the high-powered LED
Available with white or chrome reflector

Now available in a selectable 27K, 3K, 35K, 4K and 5K option, and offered in a 6" or 8" size with a white trim and white baffle finish or a white trim and chrome baffle, the Apex CCT series is well suited for any new, remodel or old commercial applications. The complete die cast aluminum housing and extruded aluminum junction box is a level of quality unmatched in today's market for a commercial recessed downlight product.

In remodel installations, the Apex CCT fixtures are ideal for the replacement of existing CFL/PL, fluorescent or incandescent fixtures.

Ratings & Certifications

IC / Airtight rated
Wet location rated
ETL certified for USA and Canada
Fire rated FT6 wires (UL 2464)
Title 24 compliant (T24-JA8)

Warranty & LED Life

5-year warranty and a 50,000-hour LED life

Easy Installation

Each unit includes a junction box with driver, pressure-fit spring clips and *Quick Connect* wire connectors for fast and easy installation



HIGH PERFORMANCE RECESSED DOWNLIGHT | LED

Using state-of-the-art technology, the Apex series was designed with performance in mind and allows for quick installation in both commercial and residential applications. Its superior brightness and low power usage make it the ideal lighting solution.

It features a 0-10V dimmable driver (120-277V).

FINISH



White & white reflector



White & chrome reflector

SIZES & MODELS

6"

1500 LUMENS
APX-610-CCT

8"

2630 LUMENS
APX-810-CCT

10"

4000 LUMENS
APX-1010

COLOR TEMPERATURES



6" & 8" models
27K•3K•35K•4K•5K
SELECTABLE

COLOR TEMPERATURES

10" model
3K / 4K / 5K
SINGLE COLOR



Wet locations



Dimmable



IC rated



Airtight rated



APEX COMPONENTS

VERSATILE PARTS FOR EASY INSTALLATION



A Mounting Plates with Hanger Bars

Recommended for new construction
or suspended ceiling applications



B Spring Clips & Flanges

Heavy-duty mounting clips are designed for
sturdy installation and prevent springs from
falling off during installation



Large flange feature allows for compensation
if hole cut-outs are done incorrectly

C Junction Box

Quick Connect wire connectors for a quick
wire connection



Standard 120-277V (0-10V dimmable) driver



OVERVIEW

The Triad Series is a versatile lighting product offering the option of varied color temperature, wattage, and lumen output level, in one single unit.

Whether it is a remodel or new construction installation, this unit is well suited for indoor or outdoor in various commercial applications. These may include property management, healthcare, retail, office, hospitality and many more.

FEATURES

Selectable CCT

27K, 3K, 35K, 4K & 5K

1 Finish

White

Flexdrive Technology

Flexdrive technology allows for varied wattage and light output
0-10V Dimming

Ratings & Certifications

IC rated
Wet location rated
Airtight rated ASTM E283-04
ETL certified for USA and Canada
Title 24 compliant (T24-JA8)

Warranty & LED Life

5-year warranty and a 50,000-hour LED life

Easy Installation

Each unit includes an integrated driver, pressure-fit spring clips, and a 24" BX cable for fast and easy installation into a junction box.

CRI >90

Selectable Color Temperature, Watts & Lumens



FLEXDRIVE TECHNOLOGY RECESSED DOWNLIGHT | LED

KEY FEATURES

Flexdrive technology allows for varied wattage & light output

Aluminum construction, ideal for indoor or outdoor, remodel or new construction

Includes a handy installation cable wire; no worries holding the luminaire while wiring into the junction box

FINISH



White

SIZES & MODELS

6"

900/1350/1850
LUMENS
TBX-CCT-614

8"

1020/1700/2400
LUMENS
TBX-CCT-814

COLOR TEMPERATURES



27K•3K•35K•4K•5K
SELECTABLE



Wet locations



Dimmable



IC rated



Airtight rated



TITLE 24
COMPLIANT



UL US



ENERGY STAR

TRIAD COMPONENTS

VERSATILE PARTS FOR EASY INSTALLATION



A Mounting Plates with Hanger Bars

Recommended for new construction
or suspended ceiling applications

B Spring Clips & Flanges

Heavy-duty mounting clips are designed
for sturdy installation

Extra large flange feature makes the Triad
series perfect for remodel installations
with varied hole sizes

C Cable Wire

A handy installation cable wire eliminates
the need of holding the luminaire while
wiring into the junction box



RECESSED LIGHTING

ACCESSORIES

MOUNTING PLATES

Versatile square mounting plate allows for installation of most models of NDR Lighting recessed lighting products.



ADJUSTABLE MOUNTING PLATES

Versatile adjustable mounting plate allows for installation of most models of NDR Lighting recessed lighting products.



Inch ruler for easy installation

MOUNTING PLATES WITH ADJUSTABLE HANGER BARS

Versatile mounting plate with adjustable hanger bars allows for installation of all models of NDR Lighting recessed lighting products.



Mounting clip to secure driver box

RECESSED LIGHTING

ACCESSORIES



GOOF RINGS

This Goof Ring is used when the ceiling hole is wider than the retrofit light unit being installed.

RAZOR CONNECTING CABLE

These connecting cables are for use with the NDR Lighting Razor Series. They allow for greater flexibility in designing custom layout needs.



ORBIT / EDGE / APEX CONNECTING CABLE

This connecting cable is for use with the NDR Lighting Apex, Edge and Orbit Series. It allows for greater flexibility in designing custom layout needs.



WRAPS & LINEARS

CEILING & WALL LIGHT SOLUTIONS

Our Wrap & Linear collections boast the most efficient LED technology, combined with a modern design.

Our Wrap & Linear fixtures have the flexibility to be installed on either walls or ceilings. They are ideal for many applications, such as corridors, laundry rooms, kitchens, break rooms, utility work areas and stairways.


Our assortment of Wrap & Linear LED light fixtures come in a variety of sizes and styles and are designed for a quick and easy installation.



COBRA

LED | LOW PROFILE WRAPAROUND

FINISH



White

The Cobra series is a low-profile LED wraparound with a frosted diffuser and **high-end reflector** providing widespread, uniform illumination.

Ideal for many applications including corridors, laundry rooms, kitchens, breakrooms, utility work areas and stairways.

SIZES & MODELS

2'

2000 LUMENS
WLLED-24

4'

4000 LUMENS
WLLED-48

KEY FEATURES

Mounts flush to wall or ceiling

Internal junction box

Integrated LED – no bulbs required

Maintenance free LED light

Knockouts on endcaps or back plate

Voltage: 120 - 277V

Hardwire Only

COLOR TEMPERATURE

4K

Internal Junction Box




Large internal junction box

COBRAPLUS

LOW PROFILE WRAPAROUND | LED

FINISH



White

With 50% more lumens than our regular Cobra, the CobraPlus' **FlexDrive technology** also allows for variable wattage settings. Ideal for many applications including corridors, laundry rooms, kitchens, break rooms, utility work areas and stairways. This versatile linear light packs much more light output and customization options than any similar linear fixture on the market.

KEY FEATURES

Mounts flush to wall or ceiling

Internal junction box

FlexDrive technology allows :

- Variable wattage output
- Selectable color temperature

Voltage: 120 - 277V

Hardwire Only

SIZES & MODELS

2'

3500 LUMENS
WLLED24-CCT-WH

4'

6000 LUMENS
WLLED48-CCT-WH

COLOR TEMPERATURES



CCT Switch

For selectable color temperature

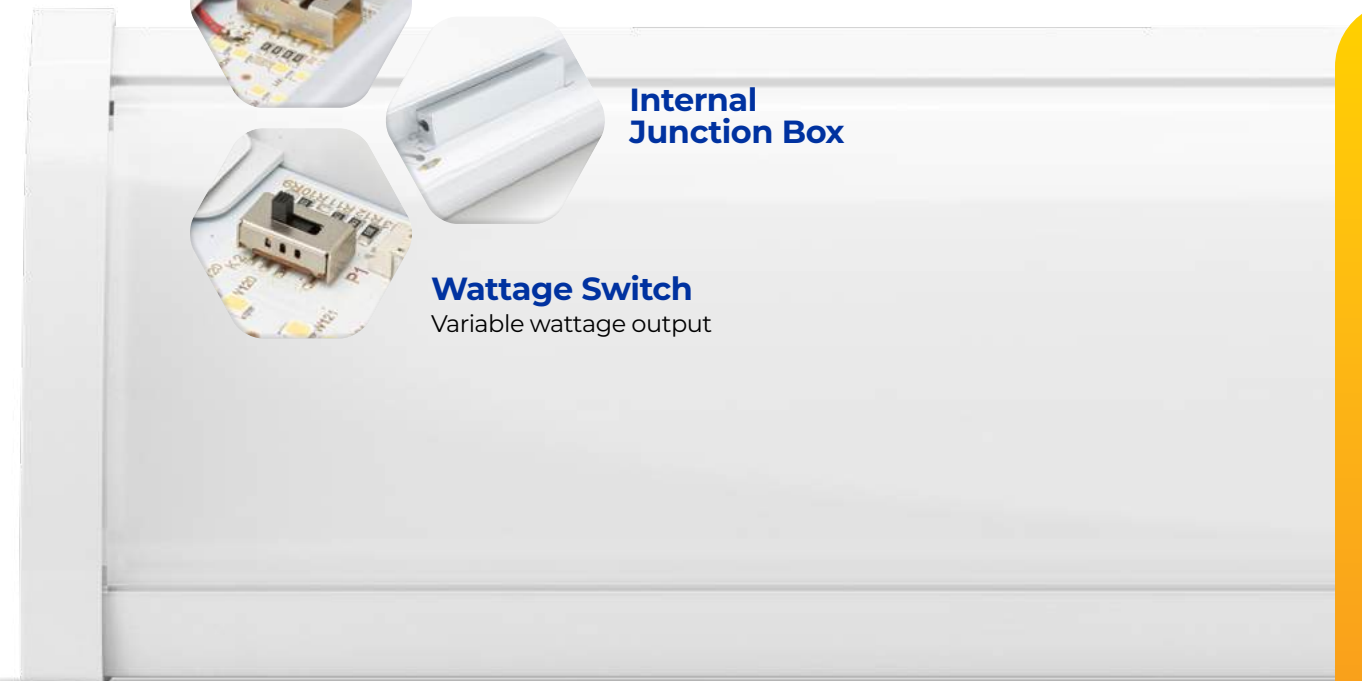


3K•4K•5K SELECTABLE

Internal Junction Box

Wattage Switch

Variable wattage output



PYTHON

LED | LOW PROFILE STRIP LIGHT

NDR INTELLIGENT DRIVER

PYTHON JUST DOES IT ALL.

Versatility is Python's strong suit. Inside of its timeless and simple form factor you will find a whole lot of very useful technology. Infrared motion sensor, intelligent driver and NDR's *FlexDrive technology* make this low-profile strip light the right solution to so many of your lighting needs. The Python will effortlessly sneak into any space, no matter how constrained.



NDR Intelligent Driver



Infrared motion sensor with 13' to 19' detection range.



Motion sensor standby mode switch: OFF • 0% • 30% • 50%.



3K • 35K • 4K selectable color temperature switch.



FlexDrive technology variable wattage output switch.

VIPER CCT

LED | LOW PROFILE STRIP

FINISH



White

The Viper CCT is an elegant and sophisticated low-profile LED strip light equipped with an infrared motion sensor.

Ideal for many applications including corridors, laundry rooms, workshops, utility work areas, closet spaces and stairways. You will find it most useful in areas where you don't spend a lot of time and often need both your hands to be free.

SIZES & MODELS

2'

1600 LUMENS
LSLMS24-CCT-WH

4'

2600 LUMENS
LSLMS48-CCT-WH

COLOR TEMPERATURES



KEY FEATURES

Mounts flush to wall or ceiling
PIR Motion Sensor
ON / OFF override switch inside
Selectable color temperature
Knock-outs on endcaps or back plate
Voltage: 120 - 277V
Hardwire Only

3K•35K•4K
SELECTABLE

PIR Motion Sensor

Detection range:
4m-6m (13'-19')



ON / Off PIR override
and 3CCT switches inside

Sleek & Compact Design

Viper CCT's design allows for installation in limited spaces.

PYTHON

LOW PROFILE STRIP | LED

FINISH



White

Our Python is the most versatile product in our entire lineup. Its motion sensor combined with its **Intelligent Driver with FlexDrive technology** allows it to fit anywhere and everywhere.

In hallways, stairwells, corridors, storage rooms, garages or underground parking lots, the Python can be used in residential and commercial settings alike.

KEY FEATURES

Intelligent Driver

- 0% / 30% / 50% standby mode settings
- PIR motion sensor
- Variable wattage output
- Selectable color temperature

Voltage: 120-277V
0-10V Dimmable

SIZES & MODELS

2'

3000 LUMENS
WSLMS24-CCT-WH

4'

5175 LUMENS
WSLMS48-CCT-WH

COLOR TEMPERATURES



3K•35K•4K
SELECTABLE

PIR Motion Sensor

4-setting switch inside



Intelligent Driver

Allows for selectable :

- Standby Mode Settings
- Color Temperature
- Wattage



VAPOR TIGHTS

KEEP THE ELEMENTS OUT WITH OUR NEW VAPOR TIGHTS

When the job calls for heavy-duty lights that will stand tall against the elements, NDR Lighting's line of Vapor Tight LED lights are the solution you need.

Our Mamba is offered in a 2-foot or a 4-foot linear form factor and is NSF rated, to be used in the food processing industry. It's robust stainless steel clips are factory-installed for a faster, hassle-free installation experience on the job site.

The Boa is a compact but powerful dome-shaped fixture that can be installed in the most difficult spaces and still flood a room with impressive illumination.

Indoors or outdoors, in a commercial or industrial setting, the NDR Vapor Tights always deliver.



BOA

LED | VAPOR TIGHT FLUSH MOUNT

8 INCHES, 6000 LUMENS

THE BOA PACKS A SERIOUS PUNCH.

Whether it be dust, water or even bugs, with its IP67 rating, the NDR Boa keeps absolutely, positively everything out. Its silicone channel ensures a 100% efficient seal that shuts out the elements.

The 8" Boa, or its 5" sibling are highly compact and powerful options for all your commercial or industrial vapor tight needs, and it plays nice with your 1/2" and 3/4" conduits.



BOA

LED | VAPOR TIGHT FLUSH MOUNT

FINISH



Grey

The NDR Boa flush mount is our compact & powerful solution for all your vapor tight needs. Anywhere a 2-foot or 4-foot linear fixture won't do, the Boa gets the job done, and more.

It can easily be installed inside, for stairwells, barns and warehouses, or outside, for marinas and multi-level parking garages among others. Its **IP67 rating** ensures no dust, water or bugs will ever get in.

SIZES & MODELS

5"

3900 LUMENS
VTR500-CCT-GR

8"

6900 LUMENS
VTR800-CCT-GR

KEY FEATURES

Compact & Powerful:
• 6900 lumens (8" model)
• 3900 lumens (5" model)

Mounts flush to wall or ceiling
0-10V Dimmable
Cold storage rated
IP67 Rating
Voltage: 120 - 347V
1/2" & 3/4" conduit options



COLOR TEMPERATURES



35K.4K.5K
SELECTABLE



Food Rated

Suitable for use in the food processing industry




IP67 Rating

Silicone channel keeps dust & water out 100%


BOA RED & BOA GREEN

VAPOR TIGHT FLUSH MOUNT | LED

FINISH



Grey w/ red lens



Grey w/ green lens

APPLICATIONS

The NDR Lighting BOA RED & BOA GREEN flush mounts are one-of-a-kind compact vapor tight fixtures with a red or green light output designed for poultry farming, marine or industrial use. With their IP67 rating ensuring a tight seal to prevent dust, water or bacteria infiltration, the BOA RED and BOA GREEN are perfect for any wet location/ wash down applications.

They can easily be installed indoors in stairwells, barns, warehouses, or outdoors on marinas, multi-level parking garages, mining sites among many others.

SIZE & MODELS

5" RED

550 LUMENS
VTR575-CCT-GR

5" GREEN

1100 LUMENS
VTR571-CCT-GR

KEY FEATURES

Colored lens

Mounts flush to wall or ceiling
0-10V Dimmable
Cold storage rated
(-40°F min. starting temp.)
IP67 Rating
Voltage: 120 - 347V
1/2" & 3/4" conduit options



Food Rated

Suitable for use in the food processing industry



MAMBA

LED | VAPOR TIGHT LINEAR STRIP



150 LUMENS PER WATT

MAMBA. THE MOST EFFICIENT.

If you know basic math, you should instantly appreciate the astounding energy costs savings that Mamba can bring to all your lighting projects. Combine that with its *FlexDrive* technology and you'll soon get why it's the industry leader.

MAMBA

VAPOR TIGHT LINEAR STRIP | LED

Rated for use in the food processing industry, you can install the Mamba in any space where water and dust need to stay out of your lighting fixtures. Rugged and versatile, this vapor tight linear light offers variable wattage through NDR's proprietary **FlexDrive technology**. Whether for an indoor parking lot, a poultry farm or any industrial work space, the Mamba will be the right solution for your needs.

FINISH

Grey



KEY FEATURES

- 0-10V dimmable
- IP66 rated
- FlexDrive technology** allows:
 - Variable wattage output
 - Selectable color temperature
- Knockouts on endcaps
- Voltage: 120 - 347V**
- DLC Premium Listed**

SIZES & MODELS

2'

3000 LUMENS
VTL24-CCT-GR

4'

5400 LUMENS
VTL48-CCT-GR

COLOR TEMPERATURES



35K•4K•5K
SELECTABLE



Food Rated

Suitable for use in the food processing industry



150 lumens per Watt

Mamba offers very high energy efficiency. DLC Premium listed.



Stainless Steel Clips

Every NDR Mamba includes factory-installed high quality stainless steel clips.

FlexDrive Technology

3CCT & variable wattage output



0-10V Dimmable



Wet locations (IP66)



FlexDrive
TECHNOLOGY • TECHNOLOGIE



NSF



ETL
Intertek



DLC LISTED
PREMIUM



IK10



NEMA4X

FLUSH MOUNTS

CEILING LIGHT SOLUTIONS

Our LED ceiling flush mounts offer the latest energy saving and technology features. They provide an affordable and stylish design that will complement a wide assortment of lighting applications.

Available in various styles, sizes and designs, our LED flush mount ceiling lights are designed for quick and easy installation, ensuring peace of mind with years of maintenance-free functionality.

Whether you have a hallway, closet, bedroom or any other location that requires high-performance, energy saving illumination, the NDR flush mount collections are sure to surpass your expectations.




ASPEN

LED | LOW PROFILE FLUSH MOUNT

FINISHES



White



Black

SIZES & MODELS

7"

1000 LUMENS
ASP70-CCT

12"

2000 LUMENS
ASP120-CCT

COLOR TEMPERATURES



27K•3K•35K•4K•5K
SELECTABLE

KEY FEATURES

Wet location certified

Industry leading lumen output

5 selectable color temperatures


Title 24 compliant

Sleek 5/8" thin design

Quick & easy to install on standard

3" or 4" junction box

Rated for use in closet spaces



The NDR Lighting ASPEN is an elegant & timeless low profile flush mount to install in closets, foyers, hallways, bedrooms, offices, utility work areas, stairways, and many other rooms in the house or work place environment.

Offered in white and black finishes, it is 100% wet locations rated and 5CCT selectable.

ASPEN

LOW PROFILE FLUSH MOUNT | LED



REFINED, ELEGANT & TIMELESS.

The NDR ASPEN is the embodiment of simplicity. It enhances any room it's installed in and yet you won't even notice it's there.



JAB-2022

ALLURE

LED | FLUSH MOUNT

FINISH



The Allure series of LED flush mount fixtures offers an affordable and modern design that will complement a varied assortment of lighting applications.

The diffuser has a low profile design and may be removed easily for installation and cleaning. Ideal for use in closets, foyers, hallways, or work place environment.

SIZES & MODELS

12"

1500 LUMENS
ALR120-CCT-WH

15"

2400 LUMENS
ALR150-CCT-WH

KEY FEATURES

- Industry-leading lumen output
- Sleek diffuser design
- Tool-free removable polycarbonate diffuser
- Quick & easy to install on standard 3" or 4" junction box
- Integrated driver on board, 120V
- Title 24 compliant

COLOR TEMPERATURES



27K•3K•35K•4K•5K
SELECTABLE



Full Illumination

Evenly distributed, edge-to-edge global illumination



APOLLO 3

FLUSH MOUNT | LED

FINISH



The Apollo 3 series is an affordable LED solution for any new construction or remodel application. It's low profile offers a stylish design with low energy costs.

Provides general LED illumination in residential and light commercial applications. Ideal for use in closets, hallways, pantries, utility areas and much more.

KEY FEATURES

- 5 selectable color temperatures
- Title 24 compliant
- Ceiling or wall mount, rated for closet spaces
- Available with or without PIR motion sensor**
- Quick & easy to install on standard 3" or 4" junction box
- Dimmable

SIZES & MODELS

6"

1000 LUMENS
FM70-CCT

6" with motion sensor

1000 LUMENS
FM-MS70-CCT

COLOR TEMPERATURES



27K•3K•35K•4K•5K
SELECTABLE

PIR Motion Sensor



AVAILABLE WITH
PIR MOTION SENSOR
DETECTION RANGE:
3' (1M) - 6' (2M)




APOLLO 2

LED | FLUSH MOUNT

FINISH



White



White with motion sensor

SIZES & MODELS

6"

1000 LUMENS
FM70

6"

with motion sensor
1000 LUMENS
FM-MS70

COLOR TEMPERATURES

3K-4K

The Apollo 2 series is an affordable LED solution for any new construction or remodel application. Its low-profile offers a stylish design with low energy costs.

Provides general LED illumination in residential and light commercial applications. Ideal for use in closets, hallways, pantries, utility areas and more.

KEY FEATURES

- Removable diffuser
- Ceiling or wall mount, rated for closet spaces
- Available with or without PIR motion sensor**
- Quick & easy to install on standard 3" or 4" junction box
- The non-motion version is dimmable
- Integrated driver on board, 120V

APOLLO

FLUSH MOUNT | LED

FINISH



White

SIZES & MODELS

6"

650 LUMENS
FM60

6"

with motion sensor
650 LUMENS
FM-MS60

COLOR TEMPERATURES

3K-4K

The Apollo series is an affordable LED solution for any new construction or remodel application. Its low profile offers a stylish design with low energy costs.

Provides general LED illumination in residential and light commercial applications. Ideal for use in closets, hallways, pantries, utility areas and much more.

KEY FEATURES

- Removable diffuser
- Ceiling or wall mount, rated for closet spaces
- Available with or without PIR motion sensor**
- Quick & easy to install on standard 3" or 4" junction box
- The non-motion version is dimmable
- Integrated driver on board, 120V



1000 LUMENS

PIR Motion Sensor



PIR Motion Sensor



AVAILABLE WITH PIR
MOTION SENSOR
DETECTION RANGE:
3' (1M) - 6' (2M)

AVAILABLE WITH PIR
MOTION SENSOR
DETECTION RANGE:
3' (1M) - 6' (2M)



TAPE LIGHTS

SPECIFICATION GRADE TAPE LIGHTS

The NDR Pinnacle collection of LED tape light offers industry specification grade technology at an affordable price. The combination of superior components and advanced LED chip technology is well suited for the lighting designer, architect, product specifier, electrician, and general contractor community.

This collection of LED tape lighting offers high lumen output, elevated color rendering indices, and market-leading LED binning criteria which ensures uniformity in both color and light intensity.

The Pinnacle series is available in a variety of different tunable options to accommodate any application, whether it be accent lighting, cove lighting, linear light, hallways, toe kicks, kitchen, under-shelf and undercabinet lighting, backlighting, soffit lights, gazebo lights, retail displays, and many more needs.

When the application calls for a high-end LED linear light look and performance, the Pinnacle Series is your answer.



PINNACLE SERIES

LED | SPECIFICATION GRADE 24V TAPE LIGHT

NDR PINNACLE SERIES

THE BEST IN CLASS TAPE LIGHT SERIES.

The NDR Pinnacle collection of LED Tape Light offers industry specification grade technology at an affordable price. The combination of superior components and advanced LED chip technology is well suited for the lighting designer, architect, product specifier, electrician, and general contractor community.

This collection of LED strip lighting offers high lumen output, elevated color rendering indices, and market-leading LED binning criteria which ensures uniformity in both color and light intensity.



TL350
TL600
TL360
TL170
TL250
TL200
TL150
TL260
TL400




Cuttable every few inches



Remote control compatible



Rich components system



Color Rendering Index above 90 & 97



Deep line of compatible drivers for fast, hassle-free installations

PINNACLE 350

LED | SPECIFICATION GRADE 24V TAPE LIGHT

Pinnacle 350 Series LED tape light offers industry specification grade technology at an affordable price.

To ensure that our **CRI>97** color rendering and our high output lumen package of greater than 300LM/ft are always maintained, all our LEDs are selected using the 3-Step MacAdam binning criteria. This stringent protocol step ensures uniformity in both color and light intensity consistently across the entire run of lighting installed.

Suitable applications: kitchen cabinets, shelves, toe kicks, cove lighting & more.

KEY FEATURES

- Full range dimmability
- 3oz Copper** per sq. ft. – Specification Grade
 - Thicker layer offers less electrical resistance and voltage drops
- CRI>97**
- 3-Step MacAdam LED binning
- Cuttable every 4"
- Maximum run – 26ft (8m)
- 3M™ mounting tape
- IP20 rated – Dry location

SIZES & MODELS


16.4' (5m)

- 316 LUMENS/FT
TL350-24V-27K
- 322 LUMENS/FT
TL350-24V-3K
- 339 LUMENS/FT
TL350-24V-4K
TL350-24V-5K

98.4' (30m)

- 316 LUMENS/FT
TL350-24V-27K30
- 322 LUMENS/FT
TL350-24V-3K30
- 339 LUMENS/FT
TL350-24V-4K30
TL350-24V-5K30

2.9
WATTS/FT



actual size

PINNACLE 600

SPECIFICATION GRADE 24V TAPE LIGHT | LED

Pinnacle 600 Series LED tape light offers industry specification grade technology and is well suited in applications which are exposed to moisture.

It features a thin **Nano-Skin coating technology** giving this product a durable protective layer and an IP54 damp location rating.

To ensure that our **CRI>97** color rendering and our **high output lumen package of greater than 550LM/ft** are always maintained, all our LEDs are selected using the 3-Step MacAdam binning criteria.

This stringent protocol step ensures uniformity in both color and light intensity consistently across the entire run of lighting installed.

Indoor applications: kitchen cabinets, bathroom vanities, large coves, hallways, architectural designs.

Outdoor applications: covered gazebos, roofed patios or any protected areas not exposed to direct contact with water.

KEY FEATURES

- Full range dimmability
- 3oz Copper** per sq. ft. – Specification Grade
 - Thicker layer offers less electrical resistance and voltage drops
- ULTRA bright - 563 lumens/ft**
- CRI>97**
- 3-Step MacAdam LED binning
- Cuttable every 2.8"
- Maximum run – 16.4ft (5m)
- 3M™ mounting tape
- IP54 rated – Damp location**

SIZES & MODELS

16.4' (5m)

- 563 LUMENS/FT
TL600-24V-3K
TL600-24V-4K

98.4' (30m)


- 563 LUMENS/FT
TL600-24V-3K30
TL600-24V-4K30

5.1
WATTS/FT

IP54
Rated for damp locations



Perfect for use in salt air areas



Nano-Skin Technology
IP54 rated for damp locations

actual size



PINNACLE 360

LED | SPECIFICATION GRADE 24V TAPE LIGHT

NDR Pinnacle 360 Series LED tape light offers industry specification grade technology at an affordable price. It features a **continuous COB design to eliminate hot spots**.

The reinforced back design was engineered to strengthen the LED connection and improve heat dissipation while providing increased flexibility.

Gold plated solder pads provide exceptional electrical connectivity and are corrosion free.

Well suited for areas with low clearance or reflective surfaces.

KEY FEATURES

COB Design - No Hot Spots

- Ultra FLEX - Minimum Radius of 20mm (0.8")
- Reinforced back design
- 3-Step MacAdam LED binning
- Full range dimmability
- Cuttable every 2"- gold plated solder pads
- Maximum run - 16.4ft (5m)
- 3M™ VHB mounting tape
- IP20 rated - Dry location

SIZES & MODELS

16.4' (5m)

388 LUMENS/FT
TL360-COB24V-27K
TL360-COB24V-3K

416 LUMENS/FT
TL360-COB24V-4K

98.4' (30m)

388 LUMENS/FT
TL360-COB24V-3K30

416 LUMENS/FT
TL360-COB24V-4K30

4.6
WATTS/FT



Continuous COB

Flawless light output with no pixelated hot spots

Ultra Flex

6x tighter radius permitted



actual size



PINNACLE 170

SPECIFICATION GRADE 24V TAPE LIGHT | LED

KEY FEATURES

Long runs up to 50ft with no visible lumen drop
Full range dimmability

3oz Copper per sq. ft - Specification Grade
Thicker layer offers less electrical resistance and voltage drops

CRI97+

3-Step MacAdam LED binning
Cuttable every 4"

3M mounting tape
Maximum run - 49.2ft (15m)
IP20 - Dry location rated

NDR Pinnacle 170 Series LED tape light offers industry leading specification grade technology and is designed specifically for longer runs up to a max run of **49.2ft** on a single 96W LED driver. Being able to install longer runs with no visible lumen drops, reduces installation costs by reducing the amount of drivers needed and simplifying the installation process which saves you time.

To ensure a consistent color temperature and light output, all our LED chips are selected from 1 bin using the 3-Step Macadam binning criteria and have an industry leading **CRI97+** rendering index. Ideal applications: ambient and close level task lighting. Well suited for longer applications such as hallways, toe kicks, coves, display cases and more.

SIZES & MODELS

49.2' (15m)

170 LUMENS/FT
TL170-UL24V-27K
TL170-UL24V-3K
TL170-UL24V-4K
TL170-UL24V-5K

0ft Install up to 50ft of tape light on a single driver **50ft**

1.9
WATTS/FT



actual size




PINNACLE 200

LED | SPECIFICATION GRADE 24V TAPE LIGHT

RGB-CCT

THE FULL SPECTRUM.



NDR Lighting Pinnacle 200 Series LED Tape Light offers industry specification grade technology providing a full range of colors, including RGB and adjustable CCT. It also includes a full range of white light spectrum, ranging from the warm 1800K to very cool 6500K color temperature. It features a thin Nano-Skin coating technology giving this product a durable protective layer and an IP54 damp location rating. An industry-leading CRI index of >97 and a high lumen output are all part of why this product is at the top of every project list.

PINNACLE 200

SPECIFICATION GRADE 24V TAPE LIGHT | LED

KEY FEATURES

RGB & Tunable White CCT from 1800K to 6500K

- Full range dimmability with NDR controller
- 3oz Copper per sq. ft. – Specification Grade
- Thicker layer offers less electrical resistance and voltage drops

CRI>97

- 3-Step MacAdam LED binning
- Cuttable every 4"
- Maximum run – 25.9ft (7.8m)
- 3M™ mounting tape

IP54 rated – Damp location

NDR Pinnacle 200 Series LED tape light offers industry specification grade technology providing a full range of colors, including RGB and adjustable CCT. It also includes a wide range of white light spectrum, ranging from the warm 1800K to very cool 6500K color temperature. It features a thin **Nano-Skin coating technology** giving this product a durable protective layer and an IP54 damp location rating.

Well suited in applications which are exposed to moisture, such as: hospitality or residential bar designs, covered gazebos, roofed patios, indoor marine boat installations, or any protected areas not exposed to direct contact with water.

SIZES & MODELS

16.4' (5m)


198 LUMENS/FT
TL200-RGB-24V

3.7

WATTS/FT

IP54

Rated for damp locations



RGB & Tunable White

From 1800K-6500K and everywhere in between

Nano-Skin Technology

IP54 rated for damp locations

actual size



PINNACLE 150

LED | 24V NEONFLEX RGBW TAPE LIGHT

NDR Pinnacle 150 Series LED Neonflex tape light offers a market leading design with a wide range of colors including both RGB and 3000K white.

With its silicon extrusion boasting a durable IP67 rating, the 150 series can be installed indoors or outdoors because of its wet location rating.

The matte treatment provides a smooth and consistent color and brightness light output.

KEY FEATURES

- Matte coating smooth & consistent color & brightness output
- Maximum run of 16.4' (5m)
- 3-Step MacAdam LED binning
- Cuttable every 2.5" (64mm)
- CRI>94**
- IP67 rated for wet locations**
- Vertical bending – Top view

SIZES & MODELS


16.4' (5m)

138 LUMENS/FT
TL150-124V-RGBW



FULL RANGE DIMMABILITY

RGB+W color and brightness control using WiFi controller & SmartLife app



RGB+W
RGB + 3000K white color tuning



actual size



PINNACLE 150

24V NEONFLEX RGBW TAPE LIGHT | LED

NEONFLEX RGB+W

FLEXIBLE & COLORFUL.

NDR Pinnacle 150 Series LED Neonflex tape light offers a market leading design with a wide range of colors including both RGB and 3000K white. With its silicon extrusion boasting a durable IP67 rating, the 150 series can be installed indoors or outdoors because of its wet location rating. The matte treatment provides a smooth and consistent color and brightness light output.



PINNACLE 260

LED | 24V CHIP-ON-BOARD IP67 TAPE LIGHT

NDR Pinnacle 260 Series LED Tape Light offers industry specification grade technology at an affordable price.

It features a **continuous COB design that eliminates any visible hot spots**. With its silicone extrusion, the 260 series can be installed indoors or outdoors with its IP67 wet location rating.

The durable silicone extrusion with extreme temperature LEDs is resistant up to 221°F (105°C) suitable for use in sauna applications.

KEY FEATURES

- Smooth & consistent color & brightness output
- 3-Step MacAdam LED binning
- Cuttable every 1.9" (49mm)
- IP67 silicone extrusion for wet locations**
- Maximum run of 16.4' (5m)

SIZES & MODELS


16.4' (5m)

280 LUMENS/FT
TL260-COBIP67-3K
TL260-COBIP67-4K


16.4' (5m)

280 LUMENS/FT
TL260-COBIP67-3K
TL260-COBIP67-4K

Continuous COB design
Flawless light output with no pixelated hot spots



Sauna safe
Extreme temperature LEDs up to 221°F (105°C) for use in sauna applications



actual size

PINNACLE 250

SPECIFICATION GRADE 24V TAPE LIGHT | LED

NDR Pinnacle 250 Series LED tape light offers industry specification grade technology and is engineered for the **extra-long run applications**. This product features temperature sensing and **constant current IC** chips that ensure an even consistent light output in long run applications.

As an added plus, installation costs are reduced by requiring fewer drivers and separate runs. Ideal applications: ambient and close level task lighting. Well suited for longer applications such as hallways, toe kicks, coves, display cases and more.

KEY FEATURES

- Constant current IC chips**
 - For reduced drop in voltage & light output
- 4oz Copper** per sq. ft. – Specification Grade
 - Thicker layer offers less electrical resistance and voltage drops
- 3-Step MacAdam LED binning
- Full range dimmability
- Cuttable every 2"
- 3M™ mounting tape
- Maximum run – 32.8ft (10m)**
- IP20 rated – Dry location

SIZES & MODELS

32.8' (10m)

236 LUMENS/FT
TL250-CC24V-3K
TL250-CC24V-4K

2.9 WATTS/FT

Constant Current IC
Ensures every LED receives the same specific amperage level, providing consistent light output and color



actual size



PINNACLE 400

LED | SPECIFICATION GRADE 120V TAPE LIGHT

NDR Pinnacle 400 Series LED tape light offers industry specification grade technology and is rated for **120V** input, **thus eliminating the need for a separate driver**. It has been designed with a PVC extrusion coating giving it an IP65 rating for wet location applications. It has also been engineered with a constant current and over voltage protection for added light consistency and safety.

With a direct wire connection and a maximum run of 100 feet, this product allows for varied installation application options indoors or outdoors in wet or humid areas.

Ideal applications: hospitality or residential coves, display cases, gazebos, patios, soffits, or any areas which may be exposed to direct contact with water.

KEY FEATURES

Direct wire 120V – Driverless
Maximum run – 100ft (30.5m)
 3-Step MacAdam LED binning
 Includes snap-in mounting clips for every 2ft
IP65 rated – Wet location

SIZES & MODELS

30' (9.1m)	100' (30.5m)
414 LUMENS/FT TL400-120V-3K30FT TL400-120V-4K30FT	414 LUMENS/FT TL400-120V-3K TL400-120V-4K

4.5 WATTS/FT
IP65 Rated for wet locations



Waterproof
IP65 PVC enclosure

Direct Wire 120V



actual size



Wet locations



Dimmable



TITLE 24
COMPLIANT
JAB-2022

PUCK LIGHTS

24V UNDER CABINET | LED

YEP. WE PUT CCT ON A PUCK.



3.5 WATTS

3 CCT TCC

That's right. Our new and improved Puck Lights are now color selectable. Just another example showing NDR Lighting's strong DNA of innovation. They also come with 3 color finishes, white, black and dark bronze, all included right in the box. **Full details on page 106.**

PINNACLE COMPONENTS

VERSATILE PARTS FOR EASY INSTALLATION

2-PIN CONNECTORS



TL-STT-2-10
2-Pin screw connector, tape-to-tape connector (8-10mm)



TL-STB-2-10
2-Pin screw connector terminal block (8-10mm)



TL-DUAL-2-10
2-Pin screw connector, tape-to-tape & tape-to-wire lead terminal block **dual connector**




TL-SLTT-2-10
2-Pin screw connector, tape-to-tape L-corner (8-10mm)



TL-SJOIN8-2-10
2-Pin screw connector, tape-to-tape with 8" wire lead (8-10mm)



TL-STW8-2-10
2-Pin screw connector, tape to 8" wire lead (8-10mm)



TL-EXT6FT-2-10
2-Pin Screw Connector - 6FT Extension


6-PIN CONNECTORS



TL-CTT-6-12
6-pin tape-to-tape connector (12mm)



TL-CTW6-6-12
6-Pin tape to 6" wire lead connector (12mm)



TL-CJOIN6-6-12
6-Pin tape-to-tape joiner with 6" wire lead (12mm)

120V ACCESSORIES



TL-EXT-20FT-6-12
6-pin connector 20FT extension



TL-CLIP120V
Mounting clip for 120V tape light (51 clips included with every 100FT reel)



TL-EC120V
End cap for 120V tape light

DIFFUSER KITS



TL-CKITI-SV
39" Tape light diffuser kit 0.71" (18mm) width - Silver



TL-CKITI-BK
39" Tape light diffuser kit 0.71" (18mm) width - Black



TL-CKIT2-SV
39" Tape light diffuser kit 0.94" (24mm) width - Silver

PINNACLE COMPONENTS

VERSATILE PARTS FOR EASY INSTALLATION

2-PIN WET LOCATIONS CONNECTORS



TL-EC-COB67
Silicone end cap
(10mm)



TL-WL6FT-COB67
Tape to wire with 6FT wire lead
(10mm)



TLJOIN12-COB67
Tape to tape with 12-inch wire lead
(10mm)



TL-CLIP-COB67
Silicone mounting clips with screws

CONTROLLER & REMOTES



TL-WIFI-CTRL
WIFI & RF controller for RGBW and
RGB-CCT tape light



TL-RGBCCT-RMT
RGB+CCT RF remote for Pinnacle
Tape Light



TL-RGBW-RMT
RGBW RF remote for Pinnacle Tape
Light

RGBW NEONFLEX CONNECTORS



TL-EC24V-1515
End cap for RGBW Neonflex
(15mm)



TL-WL6-1515
Tape to wire with 6-inch lead
for RGBW Neonflex
(15mm)



TL-JOIN6-1515
Tape to tape with 6-inch wire
lead for RGBW Neonflex
(15mm)



TL-CLIP-1515
Mounting bracket for RGBW Neonflex
(15mm)

PINNACLE COMPONENTS

LED | 24V DRIVERS

The 24V drivers offered have the highest quality and reliability specifications currently offered in the LED strip market. High performance, wide-range voltage input, versatile dimming compatibility (TRIAC, forward phase, reverse phase, **MLV, or ELV**), compact size and wet rated, these units have been tested carefully to ensure years of maintenance-free usage.



SPECIFICATIONS

Model	TLD24V-30W	TLD24V-60W	TLD24V-96W	TLD24V-192W	TLD24V-288W	TLD24V-25W	TLD24V-MINI-60W	
Certificates	UL cUL Class2 FCC					cETLus Class 2 FCC		
Output	DC Voltage	24V					24V	24V
	Rated Current	1.25A	2.5A	4A	2 x 4A	3 x 4A	1.04A	2.5A
	Rated Power	30W	60W	96W	192W (2 x 96W)	288W (3 x 96W)	25W	60W
Input	Voltage Range	100-277VAC					100-130VAC	120VAC
	Frequency Range	47-63Hz					47-63Hz	47-63Hz
	Power Factor (Typ.) @ full load	0.99@120VAC 0.97@277VAC	0.98@120VAC 0.95@277VAC	0.98@120VAC 0.96@277VAC	0.99@120VAC 0.94@277VAC	0.99@120VAC 0.95@277VAC	0.65@120VAC	0.94@120VAC
	THD (Typ.) @ full load	<20%					<20%	<20%
	Efficiency (Typ.) @ full load	79%	83%		87%@120VAC 89%@277VAC		84%	88%
	AC Current (Max.)	0.5A@100VAC	0.9A@100VAC	1.3A@100VAC	2.9A@100VAC	2.6A@100VAC	0.9A@100VAC	0.75A@120VAC
	Leakage Current	<0.50mA						
Environment	Working Temperature -40~ +60°C (-40~+140°F)							
Others	Net. Weight	2.1 lbs / 0.95Kg	2.4 lbs / 1.1Kg	2.8 lbs / 1.3Kg	4.85 lbs / 2.2Kg	5.40 lbs / 2.45Kg	0.5 lbs / 0.95Kg	0.37 lbs / 0.17Kg
	Size	6.5" / 165mm (L) x 3.7" / 94.5mm (W) x 1.6" / 40mm (H)	7.4" / 188mm (L) x 3.7" / 94.5mm (W) x 1.6" / 40mm (H)	8.7" / 220mm (L) x 3.7" / 94.5mm (W) x 1.6" / 40mm (H)	10.9" / 277mm (L) x 4.3" / 109mm (W) x 1.8" / 45mm (H)	11.9" / 302mm (L) x 4.3" / 109mm (W) x 1.8" / 45mm (H)	6.1" / 155mm (L) x 2.1" / 54mm (W) x 0.8" / 20mm (H)	3.3" / 84mm (L) x 1.6" / 40mm (W) x 0.98" / 25mm (H)



PINNACLE COMPONENTS

24V DIMMER+DRIVER | LED

2-IN-1 Dimmer+Driver

Dimmer & driver in a single device to eliminate compatibility issues. No additional driver is required.



The 24V Dimmer + Driver simplifies LED installations of any 24V constant voltage tape lights, under cabinet or downlights alike. The dimmer and driver combo eliminates the compatibility issues by combining both components in a single device. It fits in a standard recessed electrical box with a smooth dimming range of 100%-1%.

Model	Input Voltage	Max Wattage Output	Max Output Current	Output Voltage	Dimming Range	THD	Power Factor
TLDDIM24V-100W	120 VAC	100 W	4.2 A	24 V	1%-100%	<20%	>0.9

LED | SPECIALTY DRIVERS



TLD24V-25W

The Pinnacle Series 24V driver has been designed for projects where low wattage or smaller runs are required. The compact size and a profile height of less than 1" allows for several discrete installation applications. It meets all requirements for Class 2 certification and is the recommended driver for use with our 24V Pinnacle Series puck lights and LED tape light. The 5% minimum load requirements of 1.25W allows for projects requiring as little as one Puck light and at the maximum load it can power up to 17 puck lights.

TLD24V-MINI-60W & 96W

The Pinnacle Series MINI has been designed for those projects with tight spaces for the driver location. While it can be used for dimming applications, we recommend the use of an ELV dimmer for the best results with this 60W or 96W MINI transformer driver.



Optional junction box available for TLD24V-MINI-60W & 96W drivers.




UNDER CABINETS

ENERGY-EFFICIENT UNDER CABINET LIGHTING SOLUTIONS

NDR Lighting's under cabinet lighting options are energy efficient and feature the very latest in LED technology. Known for their affordable design, our products are the perfect solution for a varied assortment of under cabinet lighting applications.

Offered in a variety of styles, sizes and designs, our LED under cabinet products are designed for quick and easy installation. Well suited for kitchen under cabinet or workstation applications, these units will provide years of maintenance-free functionality.



FINISH



White

The Lucia series offers a cost-effective LED lighting solution with multiple knockout locations for easy and quick installation. It includes a diffused frosted lens, which allows for an even light distribution.

Ideal for use under cabinets, closets, work stations and more.

SIZES & MODELS

8" 300 LUMENS UNL50DIM-CCT-8	12" 450 LUMENS UNL50DIM-CCT-12	21" 1000 LUMENS UNL50DIM-CCT-21	30" 1250 LUMENS UNL50DIM-CCT-30	40" 1800 LUMENS UNL50DIM-CCT-40
---	---	--	--	--

COLOR TEMPERATURES



3K•4K•5K
SELECTABLE

KEY FEATURES


- 3 Color temperatures with selectable CCT switch
- Aluminum construction
- Integrated driver
- Large wiring cavity for easy wiring installation
- Multiple 1/2" knockout locations



3K 4K 5K



FINISH



White

The ISA series offers an under cabinet selection with elements of design and functionality with its subtle curves and swivel features. It can be easily mounted under a cabinet or on a wall and the diffused lens can be positioned at various angles up to 45° to highlight a beautifully tiled back splash or any wall feature of choice.

KEY FEATURES

- 3 Color temperatures with selectable CCT switch
- Aluminum construction
- 45° Swivel
- Integrated driver
- Wiring cavity for easy wiring installation
- Multiple 3/8" knock-out locations

SIZES & MODELS

12" 500 LUMENS UNS70DIM-CCT-12	21" 1100 LUMENS UNS70DIM-CCT-21	30" 1450 LUMENS UNS70DIM-CCT-30
---	--	--

COLOR TEMPERATURES



3K•4K•5K
SELECTABLE

Range of Motion



Wide range of motion



PUCK LIGHTS

LED | UNDER CABINET

FINISHES (all 3 included)



Versatility is the name of the game when it comes to under cabinet lighting. Our new 24V puck lights allow countless options due to their ultra thin profile, low wattage and dimmable features.

You can mount them directly on a surface via the included mounting ring, or opt for a recessed installation. More importantly, they are fully compatible with our Pinnacle Series of 24V drivers.

SIZE & MODEL

3"

24V
PL24V-CCT-WH

KEY FEATURES

Ultra thin profile :

- Surface mount (0.33" thick)
- Recessed mount (0.125" thick)

Dimmable

6FT wire lead

24V hard wire connection

Compatible with NDR Pinnacle Series 24V Drivers such as TLD24V-25W

3.5W

120 lumens

COLOR TEMPERATURE



27K•3K•4K
SELECTABLE

3.5
WATTS



3 color finishes included



Damp locations



Dimmable



Intertek



OUTDOOR SECURITY

OUTDOOR ILLUMINATION SOLUTIONS

Our outdoor illumination solutions feature high-performance, energy-saving LED technology. Whether for security or general lighting applications, our LED fixtures are the ideal choice for any design or architectural requirement. From traditional twin-head LED outdoor motion sensor lights to dusk-to-dawn lights, our outdoor fixtures complement any home or building.



EXCALIBUR

LED | RESIDENTIAL TWIN-HEAD FLOOD

FINISH



Dark bronze

White

The high-performance LED oval twin-head security light with motion sensor offers security and general lighting for outdoor residential applications.

Our sensor provides premium dual-zone detection with 200° wide angle in the forward direction and 80° downward angle to detect the movement closer to the home entry way or wall perimeter.

MODEL

2400 LUMENS
OS110LED








COLOR TEMPERATURES



3K•4K
SELECTABLE

KEY FEATURES

-  **Tool-free**
Tool-free friction tight adjustments
-  **Rugged cast aluminum housing**
Precision die-cast aluminum construction
-  **Controls**
Sensitivity and on-time controls
-  **Adjustable photocell sensitivity**
Adjustable photocell to control the sensitivity of the dusk-dawn feature
-  **Premium PIR motion sensor**
200° wide angle forward detection
80° downward perimeter detection
70' detection range
Fully adjustable for ideal positioning

SPRINGFIELD

RESIDENTIAL TWIN-HEAD FLOOD | LED

FINISH



White

Dark bronze

The high-performance LED oval twin-head security light offers security and general lighting for outdoor residential applications.




The integrated photocell sensor allows the light to automatically turn on at dusk and off at dawn providing the added security of illumination during the night.

COLOR TEMPERATURES



3K•4K
SELECTABLE

KEY FEATURES

-  **Tool-free**
Tool-free friction tight adjustments
-  **Rugged cast aluminum housing**
Precision die-cast aluminum construction
-  **Adjustable photocell sensitivity**
Adjustable photocell to control the sensitivity of the dusk-dawn feature



MODEL

2400 LUMENS
OS160LED



TRITON

LED | HIGH POWER TWIN-HEAD FLOOD


FINISH



White



Black



Dark bronze

MODEL

4000 • 6000 LUMENS
OS4600



Diecast Aluminium

Adjustable
intensity



Friction Tight
knuckle design

Offering our most powerful lumen output ever in such a compact form factor, the Triton definitely packs a punch.

Its twin-head design lets you light two different spaces with one light source and the adjustable photocell avoids wasting energy during daytime.

COLOR TEMPERATURES



4K•5K
SELECTABLE

KEY FEATURES



Tool-free
Tool-free friction tight adjustments



Rugged cast aluminum housing
Precision die-cast aluminum construction




Adjustable photocell sensitivity
Adjustable photocell to control the sensitivity of the dusk-dawn feature



High Power
Selectable 6000 lumens high power option



Wet locations



NDRLIGHTING.COM





NDR Lighting États-Unis

244 River Street
Oneonta, NY 13820
États Unis d'Amérique
info@NDRlighting.com
1 855 739 8228

NDR Lighting Canada

102-2001 boulevard Des Sources
Montréal, Québec, Canada
H9K 5Z4
info@NDRlighting.com
1 855 739 8228

NDR Lighting Mexico

NDR Lighting Mexico
Circuito Parque Industrial #6500
Bodega 517,
Parque Industrial
58200 Morelia, Mich., Mexico
info@NDRlighting.com.mx
443 425 5838