

TL600-24V
PINNACLE SERIES
24V LED TAPE LIGHT
SPECIFICATION GRADE
FIELD CUTTABLE

Can be cut every 2.8"

ACTUAL SIZE SHOWN

10mm tape


DESCRIPTION

NDR Pinnacle 600 Series LED Tape Light has market leading and near perfect color rendering with CRI>94. This model is ultra bright and very efficient at greater than 110 lumens per watt. It is coated with nano-skin technology for a thin, but durable layer to provide IP54 damp location rating. This tape is designed to perform in areas with moisture exposure.

FEATURES

- Full range dimmability
- 30Z copper
- 3-Step MacAdam LED binning
- Cuttable every 2.8"
- Maximum run is 16.4FT (5m)
- 3M™ double sided tape
- Suitable for use in closet spaces
- IP54 - damp location

SPECIFICATIONS

Model	TL600-24V
Certificates	cULus
Input voltage	24V
Watts/FT	5.1W/FT
Watts/M	16.8W/m
CRI	94+
Dimmable	Yes
IP Rating	IP54
LEDs/FT	34 LEDs/FT
Dimensions	0.4 x 196 x 0.07" / 10 x 5000 x 1.8mm
Cuttable section	Every 2.8" / 7.14cm
Beam angle	120°
Lifetime	50,000H
Mounting	3M self-adhesive tape (non-porous)
Operating temperature	-20C to 45C / -4F to -113F
Max run	5m / 16.4 ft
Limited warranty	5 years










MODEL	WATTS / FT	LM / FT	WATTS / M	LM / M	CRI	REEL SIZE	IP RATING	LIFETIME	LIMITED WARRANTY
TL600-24V-3K	5.1	563	16.8	1848	94+	16.4FT (5M)	IP54	50,000 HOURS	5 YEARS
TL600-24V-4K									

* TL600-24V tape is fully dimmable when powered by NDR LED Class 2 drivers (TLD24V-30W, TLD24V-60W or TLD24V-96W).

RATINGS



ACCESSORIES

	TL-STT-2-10 2-Pin screw connector, tape to tape connector (8-10mm)		TL-CTT-2-10 2-Pin tape to tape connector (10mm)
	TL-STW8-2-10 2-Pin screw connector, tape to 8" wire lead (8-10mm)		TL-CTW6-2-10 2-Pin tape to 6" wire lead connector (10mm)
	TL-SJOIN8-2-10 2-Pin screw connector, tape to tape with 8" wire lead (8-10mm)		TL-CJOIN6-2-10 2-Pin tape to tape joiner with 6" wire lead (10mm)
	TL-SLTT-2-10 2-Pin screw connector, tape to tape L-corner (8-10mm)		

TL600-24V
PINNACLE SERIES
24V LED TAPE LIGHT
SPECIFICATION GRADE
SPECIAL ORDER ITEMS

MODEL	WATTS / FT	LM / FT	WATTS / M	LM / M	CRI	REEL SIZE	IP RATING	LIFETIME	LIMITED WARRANTY
TL600-24V-18K	5.1	512	16.8	1680	94+	16.4FT (5m)	IP54	50,000 HOURS	5 YEARS
TL600-24V-21K		537		1760					
TL600-24V-23K		563		1848					
TL600-24V-27K									
TL600-24V-35K									
TL600-24V-5K									
TL600-24V-65K									

* Special order MOQs: 5x 5m reels or 1x 30m reels

LED DRIVERS

TLD24V-30W

30W Class 2 LED Driver
 120-277V Input, 24V Output, TRIAC, ELV, MLV
 Forward & reverse phase, PWM output
 1/2" knockout size
 Wet location rated
 Dimensions: 6.5" x 3.7" x 1.6" / 165mm x 94.5mm x 40mm


TLD24V-60W

60W Class 2 LED driver
 100-277V input, 24V output, TRIAC, ELV, MLV
 Forward & reverse phase, PWM output
 1/2" Knockout size
 Wet location rated
 Dimensions: 7.4" x 3.7" x 1.6" / 188mm x 94.5mm x 40mm


TLD24V-96W

96W Class 2 LED driver
 100-277V input, 24V output, TRIAC, ELV, MLV,
 Forward & reverse phase, PWM output
 1/2" Knockout size
 Wet location rated
 Dimensions: 8.7" x 3.7" x 1.6" / 220mm x 94.5mm x 40mm