

**TL200-RGB-24V
PINNACLE SERIES
24V LED TAPE LIGHT
SPECIFICATION GRADE**

FIELD CUTTABLE

Can be cut every 4"

ACTUAL SIZE SHOWN

12mm tape



DESCRIPTION

NDR Pinnacle 200 Series LED Tape Light offers a market leading dynamic range of colors including both RGB and a full white light spectrum from the warm 1800K to the very cool 6500K. It is coated with **Nano-Skin** technology for a thin, but durable layer to provide IP54 damp location rating. This tape is designed to perform in areas with moisture exposure. Use behind a bar, great for hospitality designs or outdoors in covered areas such as a roofed patio or gazebo.

FEATURES

- RGB & tunable white CCT from 1800K to 6500K
- Full range dimmability with controller
- 30Z copper
- 3-Step MacAdam LED binning
- Cuttable every 4"
- Maximum run is 16.4FT (5m)
- 3M™ double sided tape
- IP54 - damp location

SPECIFICATIONS

Model	TL200-RGB-24V
Certificates	cULus
Input voltage	24V
Watts/FT	3.7W/FT
Watts/M	12W/m
CRI	94+
Dimmable	Yes
IP Rating	IP54
LEDs/FT	55 LEDs/FT
Dimensions	0.5 x 196 x 0.06" / 12 x 5000 x 1.6mm
Cuttable section	Every 4" / 10.16cm
Beam angle	120°
Lifetime	50,000H
Mounting	3M self-adhesive tape (non-porous)
Operating temperature	-20C to 45C / -4F to -113F
Max run	5m / 16.4 ft
Limited warranty	5 years



MODEL	WATTS / FT	LM / FT	WATTS / M	LM / M	CRI	REEL SIZE	IP RATING	LIFETIME	LIMITED WARRANTY
TL200-RGB-24V	3.7	198	12	670	94+	16.4FT (5M)	IP54	50,000 HOURS	5 YEARS





* TL200-RGB-24V tape is fully dimmable when powered by NDR LED Class 3 drivers (TLD24V-30W, TLD24V-60W or TLD24V-96W).

TL200-RGB-24V
PINNACLE SERIES
24V LED TAPE LIGHT
SPECIFICATION GRADE

RATINGS



ACCESSORIES

	<p>TL-CTT-6-12 6-Pin tape to tape connector (12mm)</p>		<p>TL-RGB-CTRL RGB and tunable white controlller with remote 3A x 5 channels (15A Max)</p>
	<p>TL-CJOIN6-6-12 6-Pin tape to tape joiner with 6" wire lead (12mm)</p>		<p>TL-CTW6-6-12 6-Pin tape to 6" wire lead connector (12mm)</p>

LED DRIVERS



TLD24V-30W

30W Class 2 LED Driver
120-277V Input, 24V Output, TRIAC, ELV, MLV
Forward & reverse phase, PWM output
1/2" knockout size
Wet location rated
Dimensions: 6.5" x 3.7" x 1.6" / 165mm x 94.5mm x 40mm



TLD24V-60W

60W Class 2 LED driver
100-277V input, 24V output, TRIAC, ELV, MLV
Forward & reverse phase, PWM output
1/2" Knockout size
Wet location rated
Dimensions: 7.4" x 3.7" x 1.6" / 188mm x 94.5mm x 40mm



TLD24V-96W

96W Class 2 LED driver
100-277V input, 24V output, TRIAC, ELV, MLV,
Forward & reverse phase, PWM output
1/2" Knockout size
Wet location rated
Dimensions: 8.7" x 3.7" x 1.6" / 220mm x 94.5mm x 40mm