

**TL250-CC24V  
PINNACLE SERIES  
24V LED TAPE LIGHT  
SPECIFICATION GRADE**

**FIELD CUTTABLE**

Can be cut every 2"

**ACTUAL SIZE SHOWN**

10mm tape



**DESCRIPTION**

NDR Pinnacle 250 Series LED Tape Light was engineered for the extra long run. Temperature sensing and constant current IC chips ensure a long lifetime and consistent light output even on long runs. Saves installation costs requiring fewer drivers and separate runs. Perfect for ambient and close level task lighting with longer applications such as hallways, toe kicks, coves, display cases and more.

**FEATURES**

- Constant current IC chips for reduced drop in voltage & light output
- Full range dimmability
- 4OZ copper
- 3-Step MacAdam LED binning
- Cuttable every 2"
- Maximum run is 32.8FT (10m)
- 3M™ double sided tape
- IP20 - dry location

**SPECIFICATIONS**

<b>Model</b>	<b>TL250-CC24V</b>
<b>Certificates</b>	cULus
<b>Input voltage</b>	24V
<b>Watts/FT</b>	2.9W/FT
<b>Watts/M</b>	9.6W/m
<b>CRI</b>	90+
<b>Dimmable</b>	Yes
<b>IP Rating</b>	IP20
<b>LEDs/FT</b>	36 LEDs/FT
<b>Dimensions</b>	0.4 x 393.7 x 0.06" / 10 x 10000 x 1.4mm
<b>Cutttable section</b>	Every 2" / 5.08cm
<b>Beam angle</b>	120°
<b>Lifetime</b>	50,000H
<b>Mounting</b>	3M self-adhesive tape (non-porous)
<b>Operating temperature</b>	-20C to 45C / -4F to -113F
<b>Max run</b>	10m / 32.8 ft
<b>Limited warranty</b>	5 years










MODEL	WATTS / FT	LM / FT	WATTS / M	LM / M	CRI	REEL SIZE	IP RATING	LIFETIME	LIMITED WARRANTY
TL250-CC24V-3K	2.9	236	9.6	768	90+	32.8FT (10M)	IP20	50,000 HOURS	5 YEARS
TL250-CC24V-4K									

\* TL250-CC24V tape is fully dimmable when powered by NDR LED Class 2 drivers (TLD24V-30W, TLD24V-60W or TLD24V-96W).

RATINGS



ACCESSORIES

	<p><b>TL-STT-2-10</b>                  2-Pin screw connector,                  tape to tape connector                  (8-10mm)</p>		<p><b>TL-CTT-2-10</b>                  2-Pin tape to tape                  connector (10mm)</p>
	<p><b>TL-STW8-2-10</b>                  2-Pin screw connector,                  tape to 8" wire lead                  (8-10mm)</p>		<p><b>TL-CTW6-2-10</b>                  2-Pin tape to 6"                  wire lead                  connector (10mm)</p>
	<p><b>TL-SJOIN8-2-10</b>                  2-Pin screw connector,                  tape to tape with 8"                  wire lead (8-10mm)</p>		<p><b>TL-CJOIN6-2-10</b>                  2-Pin tape to tape                  joiner with 6" wire                  lead (10mm)</p>
	<p><b>TL-SLTT-2-10</b>                  2-Pin screw connector,                  tape to tape L-corner                  (8-10mm)</p>		

**TL250-CC24V**  
**PINNACLE SERIES**  
**24V LED TAPE LIGHT**  
**SPECIFICATION GRADE**
**SPECIAL ORDER ITEMS**

MODEL	WATTS / FT	LM / FT	WATTS / M	LM / M	CRI	REEL SIZE	IP RATING	LIFETIME	LIMITED WARRANTY
TL250-CC24V-27K	2.9	226	9.6	741	90+	32.8FT (10M)	IP20	50,000 HOURS	5 YEARS
TL250-CC24V-35K		234		768					
TL250-CC24V-5K		238		781					
TL250-CC24V-6K									

\* Special order MOQ: 5 x 10m reels

**LED DRIVERS**

**TLD24V-30W**

30W Class 2 LED Driver  
 120-277V Input, 24V Output, TRIAC, ELV, MLV  
 Forward & reverse phase, PWM output  
 1/2" knockout size  
 Wet location rated  
 Dimensions: 6.5" x 3.7" x 1.6" / 165mm x 94.5mm x 40mm


**TLD24V-60W**

60W Class 2 LED driver  
 100-277V input, 24V output, TRIAC, ELV, MLV  
 Forward & reverse phase, PWM output  
 1/2" Knockout size  
 Wet location rated  
 Dimensions: 7.4" x 3.7" x 1.6" / 188mm x 94.5mm x 40mm


**TLD24V-96W**

96W Class 2 LED driver  
 100-277V input, 24V output, TRIAC, ELV, MLV,  
 Forward & reverse phase, PWM output  
 1/2" Knockout size  
 Wet location rated  
 Dimensions: 8.7" x 3.7" x 1.6" / 220mm x 94.5mm x 40mm